



**Ruth Miskin
Training**



Parent Meeting Phonics Screening Check

Outline of Meeting

1. What is the Phonics Screening Check?
2. What are we doing in school to prepare the children?
3. What can you do at home to support your child?

Reading changes everything

Teach a child to read and keep that child reading and we will change everything.

And I mean everything.

Jeanette Winterson

Reading unlocks the rest of the curriculum, so it is a key focus and high priority for us in Year 1.

-
- By the end of Year 1, we want all of our children to be able to read accurately – to read both familiar and unfamiliar words - so that they can go on to become a fluent, enthusiastic reader.
 - The Phonics Screening Check in June in Year 1 is a word reading test to check children can read sounds in words accurately.

What is the Phonics Screening Check?

- The aim of the PSC is to confirm whether individual children have learnt sufficient phonic decoding and blending skills to an appropriate standard set by the government.

What is the Phonics Screening Check?

- A word-reading test at the end of Year 1.
- Children read 40 words.
- This will be carried out between Monday 10th June and Friday 14th June 2023.

What happens during the check?

- The children will complete the check individually with me.
- The check takes 5-10 minutes.
- The test contains 40 words:
 - 20 real words

bottle

stripe

rocket

shovel

What happens during the check?

- ...and 20 alien/nonsense words.
- These will be new to all pupils.
- There is a picture of an alien next to each word to remind the children that it isn't a real word.
- Nonsense words are used to assess the children's reading. They check that they can will be able to read sounds they know in unfamiliar words.
- They do not favour children with a good vocabulary or good visual memory of words.

klip



mopi



plok



snib



The results

- The pass mark for the Phonics Screening Check is announced a few weeks after the children have completed the check.
- Since the check began, the pass mark has always been **32** but it could change.
- The results will be in your child's End of Year report.

What happens if my child does not pass?


- The Phonics Screening Check will be completed again in Year 2.
- Your child will continue to have extra practice and support in class.
- This means that all children will be able to read accurately before they begin Year 3.

RWI and Phonics Screening Check Similarities

mad	at
dad	sad
mat	sat

shop
yell
peel
check

RWI and Phonics Screening Check Similarities




sheb




ched

sut



yad



dop



uct



What we are doing in school on top of their daily phonics lessons:

- Afternoon phonics for 10 mins
- Word sorting- using their phonics to decode words and sorting into 'real' and 'nonsense' words.
- Early morning work- colour real and nonsense words in different colours

Fast Track Tutoring



What can I do?

1. Help your child to use 'Special Friends', 'Fred Talk' 'Read the word' to read words.
2. Practise reading sounds speedily.
3. Watch the Virtual Classroom films together.
4. Listen to your child read their Storybook every day.

'Special Friends', 'Fred Talk', 'Read the word'

1.6

ship


— . .

Virtual Classroom films – the sounds that are highlighted are the sounds that your child is not secure on yet.




Speed Sound Sheets


Speed Sounds Set 3 ay ā-e ai



ay



ā-e



ai

Practise reading

play	day	may
way	say	spray
make	cake	name
same	late	date
snail	paid	tail
train	paint	rain

In the packs are all of the Set 2 and Set 3 sounds. All of the graphemes that make the same sound are on the same sheet so that the children can see all the ways that a particular sound is made.

The children can practise reading these words alongside their Book Bag Books and any videos they watch on the portal using the links emailed to you.

You can say to your child:
‘Spot the Special Friend’
‘Fred Talk’
‘Read the word’

Buried Treasure interactive game- if you would like to use this then select phase 5. [Buried Treasure \(phonicsplay.co.uk\)](https://www.phonicsplay.co.uk)

Any questions?

