



**Ruth Miskin
Training**



Parents' Meeting
Introduction to
Read Write Inc.

Read Write Inc Phonics

- The Government requires schools to teach Early Reading Skills using an approved phonics teaching programme.
- At Potters Gate and St. Andrew's, we have invested in RWI phonics.
- RWI Phonics is a simple, well structured literacy programme which is proven to raise standards in literacy rapidly when taught with fidelity and commitment.

Reading changes everything

Research shows that children who learn to read quickly go on to succeed in school and in life.

“Teach a child to read and keep that child reading and we will change everything.

And I mean everything.”

Jeanette Winterson

Read Write Inc. Phonics

Who is RWI phonics for?

- Children learning to read in YR– Y2
- Older children who need to ‘catch up’

Each half-term, we assess and group our children based on their stage or reading (not their reading age).

This means that all children practise reading at the right level.

RWI at St Cuthbert Mayne

At St Cuthbert Mayne, all children in R/KS1 and some children in Year 3 and 4 are taught phonics at 9am. In reception, the children are taught within their class. The rest of the children have been assessed and placed in 6 groups.

By grouping our children in this way, it means our children are being taught exactly at their level giving them the best chance to succeed.

Read Write Inc. Phonics daily lessons



What is phonics?

Sounds

All words are made up of individual sounds. These sounds are merged together to form words.

e.g. in 'mat' we have the sounds 'm' 'a' 't'

in 'ship' we have the sounds 'sh' 'i' 'p'

Graphemes

A grapheme is another name for the letters we use to write the sound.

English alphabetic code

- 44 sounds
- 26 letters
- Over 150+ graphemes (letter combinations)

In English, we have more than 150 ways to represent 44 sounds using the 26 letters in the alphabet.

This makes our language one of the most complex alphabetic codes in the world.

Speed Sounds Set 1 and Set 2

Consonant sounds – stretchy

f	l	m	n	r	s	v	z	sh	th	ng
										nk

Consonant sounds – bouncy

b	c	d	g	h	j	p	qu	t	w	x	y	ch
	k											

Vowel sounds – bouncy

a	e	i	o	u
---	---	---	---	---

Vowel sounds – stretchy

ay	ee	igh	ow
----	----	-----	----

Vowel sounds – stretchy

oo	oo	ar	or	air	ir	ou	oy
----	----	----	----	-----	----	----	----

Pure Sounds (ruthmiskin.com)

Sound pronunciation guide



Now its your turn!

AP doing cards with parents

Speed Sounds Set 3

Consonant sounds

f	l	m	n	r	s	v	z	sh	th	ng
ff	ll	mm	nn	rr	ss	ve	zz	ti		nk
ph	le	mb	kn	wr	se		s	ci		
					c		se			
					ce					

b	c	d	g	h	j	p	qu	t	w	x	y	ch
bb	k	dd	gg		g	pp		tt	wh			tch
	ck				ge							
	ch				dge							































Vowel sounds

a	e	i	o	u	ay	ee	igh	ow
	ea				<u>a</u> -e	<u>e</u> -e	<u>i</u> -e	<u>o</u> -e
					ai	y	ie	oa
						ea	i	o
						e	y	

oo	oo	ar	or	air	ir	ou	oy	ire	ear	ure
<u>u</u> -e			oor	are	ur	ow	oi			
ue			ore		er					
ew			aw							
			au							

Set 1 Sounds

Speed Sounds Set 1

m 	a 	s 	d 	t 
i 	n 	p 	g 	o 
c 	k 	u 	b 	f 
e 	l 	h 	sh 	r 
j 	v 	y 	w 	th 
z 	ch 	qu 	x 	ng 

In RWI, connections are made for the children in the teaching of Set 1 Sounds.

The shape of each letter has been changed into a picture that is the same shape as the letter. This is called a **pictogram**. This helps children hold onto the connection.

m looks like two mountains.

s looks like a snake.

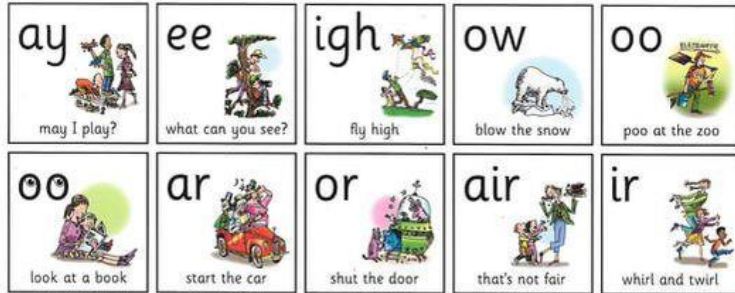
a looks like an apple.

d looks like a dinosaur.


Lets watch a speed sound lesson

Set 1 Reading M

Speed Sounds Set 2



Speed Sounds Set 3



Set 2 and 3 Sounds

Set 2 sounds

We teach the children to read the long vowel sounds and to read and spell words containing those vowels.

We use a brief story and Fred to help the children connect to the sounds.

Set 3 Sounds

We teach children different ways to read and spell the Set 2 vowel sounds. We say, 'same sound, different spelling.'

Again, we use a brief story and Fred to help the children connect to the sounds.

We only teach the common graphemes.

Sounds + blending = reading



+

sat

Fred



Fred Talk routine

1. Say the word in sounds as Fred e.g. c-a-t.
2. Ask your child to repeat. Can they 'jump-in' with the whole word?
3. Say the word in sounds followed by the whole word e.g. c-a-t, cat
4. Ask your child to repeat



Fred games and Fred talk throughout the day

Shall we have some **l-u-n-ch**?

What would you like to **p-l-ay**?

Let's put on your **c-o-a-t**.



Lets watch a Fred Talk session

Watch Fred Talk M video

Reading with Fred Talk

m

a

t

mat

Teach spelling using Fred Finger



What can I do at home?

1. Speak like Fred throughout the day
2. Play Fred games
3. Use 'Fred Talk, read the word' to read words

Set 1 sounds including special friends

When the children can blend single letter sounds, they move onto Ditties.

Ditties are short, phonically decodable passages based on the letter sounds learned in Speed Sounds Set 1.

We send home ditty sheets to be read at home.

Ditty 1: pop

Speed Sounds - read the sounds (not the letter name)

a g t p n s d o i

Green Words - read these words by blending the sounds together

not got sip pop dad did dog

Red Words - read these words but tell your child the word if they get stuck

I the

I got pop

dad got a sip

the dog did not



Ditty sheets

Speed sounds

Ask your child to 'teach' you the speed sounds. They say 'a' and you repeat etc.

Green words

Your child reads the green words to you by using Fred Talk and blending the sounds together.

Red words

These are tricky words that can't be decoded phonetically. Tell your child the word if they are stuck.

Ditty

Ask your child to read the ditty to you. Encourage them to read it again and again to increase fluency and accuracy.

Ditty 1: pop

Speed Sounds - read the sounds (not the letter name)

a g t p n s d o i

Green Words - read these words by blending the sounds together

not got sip pop dad did dog

Red Words - read these words but tell your child the word if they get stuck

I the

I got pop

dad got a sip

the dog did not



RWI Story Books

Once the children can read and blend sounds in Set 1, they move onto the RWI Story Books.

These books have been carefully written so that they contain only the sounds that the children have been taught.

Each Story Book lesson consists:

- 10 minutes speed sound lesson focussing on one sound
- 35 minutes focussing on the Story Book. We teach the sounds, green and red words from the story before the children read to give them the best chance of being successful. Each Story book is taught over five days to include multiple readings by the children.

RWI phonics programme includes a writing element. We do not use this as we prefer to teach our own writing lessons based on high-quality and engaging texts.

When the children know the Set 1 sounds, they read these books.

Consonant sounds - orally

f	l	m	n	r	s	v	z	sh	th	ng	
										nk	

Consonant sounds - fluently

b	c	d	g	h	j	p	qu	t	w	x	y	ch
k												

Vowel sounds - orally

a	e	i	o	u
---	---	---	---	---



When the children know the Set 2 sounds, they read these books.

Consonant sounds - strictly

f	l	m	n	r	s	v	z	sh	th	ng	nk
---	---	---	---	---	---	---	---	----	----	----	----

Consonant sounds - strictly

b	c	d	g	h	j	p	qu	t	w	x	y	ch
k												

Vowel sounds - strictly

a	e	i	o	u	ay	ee	igh	ow
---	---	---	---	---	----	----	-----	----

Vowel sounds - strictly

Vowel sounds - strictly

oo	oo	ar	or	air	ir	ou	oy
----	----	----	----	-----	----	----	----



When the children know Set 2 sounds, they read these books.

Consonant sounds

f	l	m	n	r	s	v	z	sh	th	ng
ff	ll	mm	nn	rr	ss	ve	zz	ti		nk
ph	le	mb	kn	wr	se		s	ci		
					c		se			
					ce					

b	c	d	g	h	j	p	qu	t	w	x	y	ch
bb	k	dd	gg		g	pp		tt	wh			tch
	ck				ge							
	ch				dge							

Vowel sounds

a	e	i	o	u	ay	ee	igh	ow
	ea				a-e	y	i-e	o-e
					ai	ea	ie	oa
						e	i	o
							y	

oo	oo	ar	or	air	ir	ou	oy	ire	ear	ure
u-e			oor	are	ur	ow	oi			
ue			ore		er					
ew			aw							
			au							



RWI Storybooks read three times

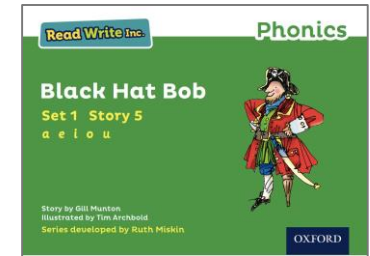
Accuracy

Fluency

Comprehension

Read Book Bag Book at home

'Special Friends', 'Fred Talk', read the word



Black Hat Bob


Black Hat Bob
is on his ship.

This is his peg leg.



Book Bag Books

- The children's reading practice at home.
- Please record when you listen to your child read their Book Bag Book in their reading record.
- Reinforce children's learning of phonics at the appropriate level.
- Helps to make even faster progress in reading.



What can you do?

- Listen to your child read the Book Bag Book again and again
- Encourage them to use 'Special Friends', 'Fred Talk', 'read the word'
- Discuss the story and encourage their storyteller voice.

Red Words

I

said

This is Red Hat Rob.




“I will grab that cash box,” he said.

Beyond RWI phonics

Each half-term, we assess all children who are being taught phonics.

If a child assess beyond the RWI programme, they move into a group which focuses on comprehension skills.

Which books will children bring home?



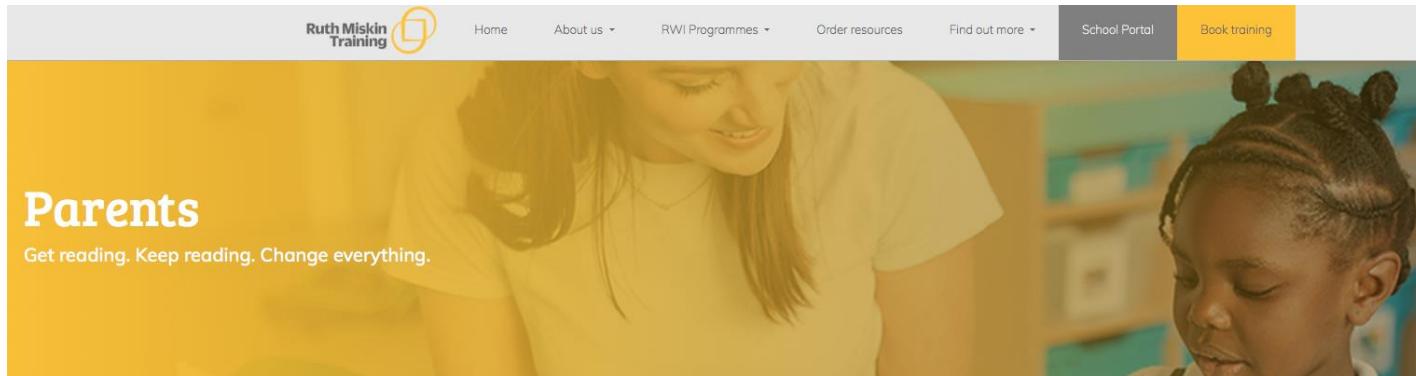
RWI Book Bag
book at your
child's level.
Handed out every
Friday.

Sharing Book

One-to-one tutoring – ‘keep up, not catch up!’



Free Video Tutorials (ruthmiskin.com)

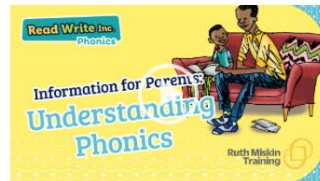


Read Write Inc. Phonics – information for parents

Our films show how we teach children to read and write with Read Write Inc. Phonics.

If your child is in a Read Write Inc. school or if you have bought a parent pack, the films will help you and your child practise together at home.

If you have a question for us, please get in touch via our [Facebook](#) and [Twitter](#) pages.



What can I do?

1. Use pure sounds, not letter names
2. Use Fred Talk to read and spell words
3. Listen to your child read their Book bag book every day
4. Read stories to your child every day

Online resources available

Ruth Miskin Parents' Page:

<http://www.ruthmiskin.com/en/parents/>

Ruth Miskin Facebook:

<https://www.facebook.com/miskin.education>

Free e-books for home reading:

<http://www.oxfordowl.co.uk/Reading/>

Reading feeds the imagination, it expands horizons and offers new and exciting ways of seeing and making sense of our lives and of the world around us.

Michael Morpurgo

Any other questions

Q&A